

Builderscrack | DATA

# Trade Demand Index

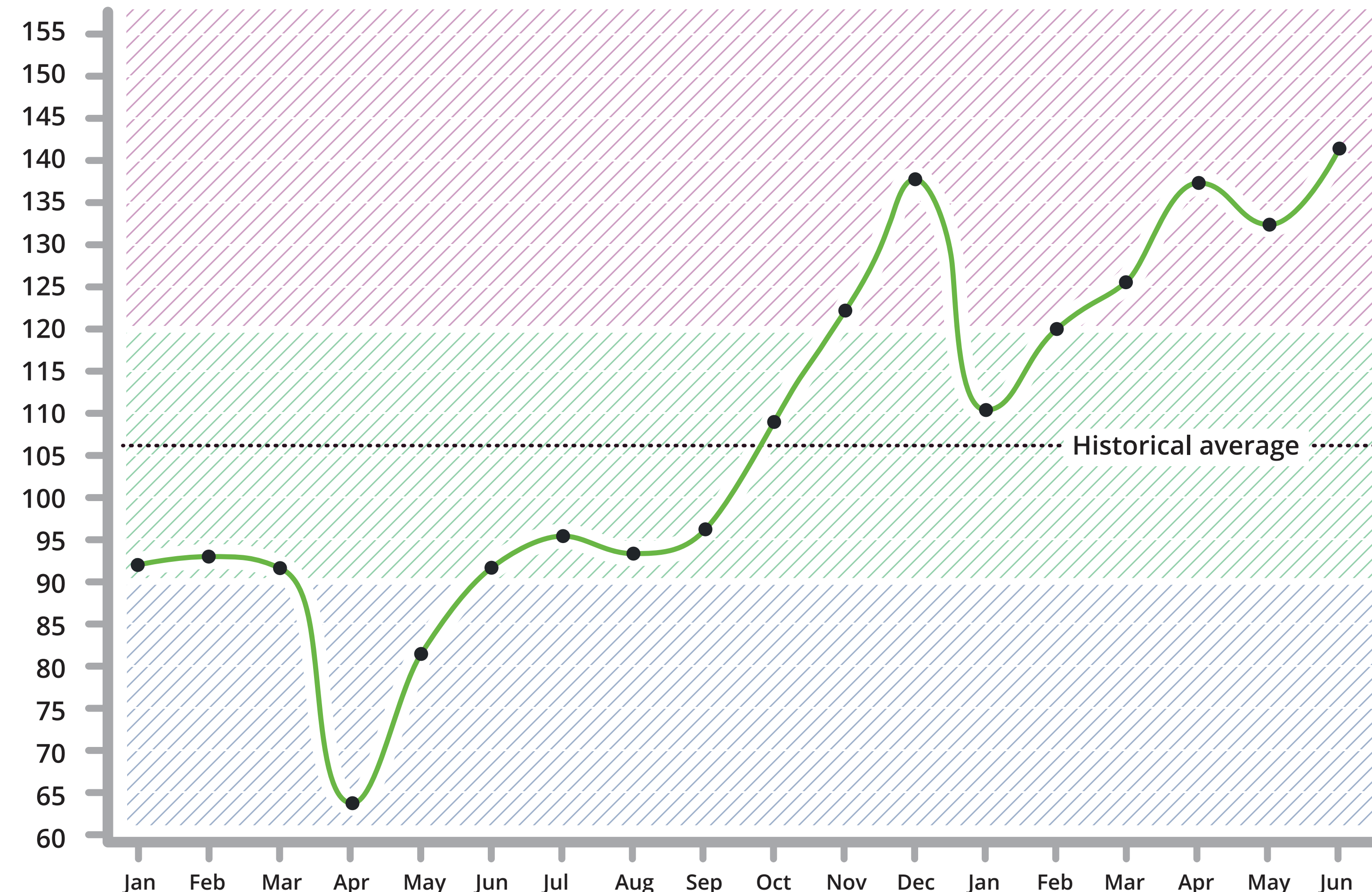
Our Trade Demand Index has seen both its lowest and highest readings within a span of just 15 months.

The post-Covid era of low interest rates, housing shortages, soaring house prices and closed borders has created a strong boom in the trades. Skilled labour shortages are adding to the heat.

Look for a slight cooling effect as recent record quarterly inflation, LVR restrictions and investor disincentives, followed by predicted interest rate rises play out. However, the capital gains many homeowners have made over the last year, combined with ongoing housing shortages and closed borders will work to limit cooling overall.

**About this index:**

Using Builderscrack's deep, long running data-set, our Trade Demand Index aggregates a variety of data-points into a representative measure of demand on the trades sector across time.



Builderscrack | DATA

# Movers and Shakers: Top 10 Trades

We've seen a rise in homeowners posting jobs looking for Plumbers and Roofers to help with weather-related issues like blocked drains, leaks and overflowing gutters. In the next three months, we can expect to see a rise in Carpentry jobs as a flow on effect from this relatively wet season, with homeowners looking to fix things like cladding, floorboards and decks.

**Mid January — Mid April 2021**

- 1 Building
- 2 Painting & Decorating
- 3 Carpentry
- 4 Renovating
- 5 Fencing & Gates
- 6 Plumbing
- 7 Roofing
- 8 Concreting & Paving
- 9 Electricians
- 10 Glazier & Windows

**Mid April — Mid July 2021**

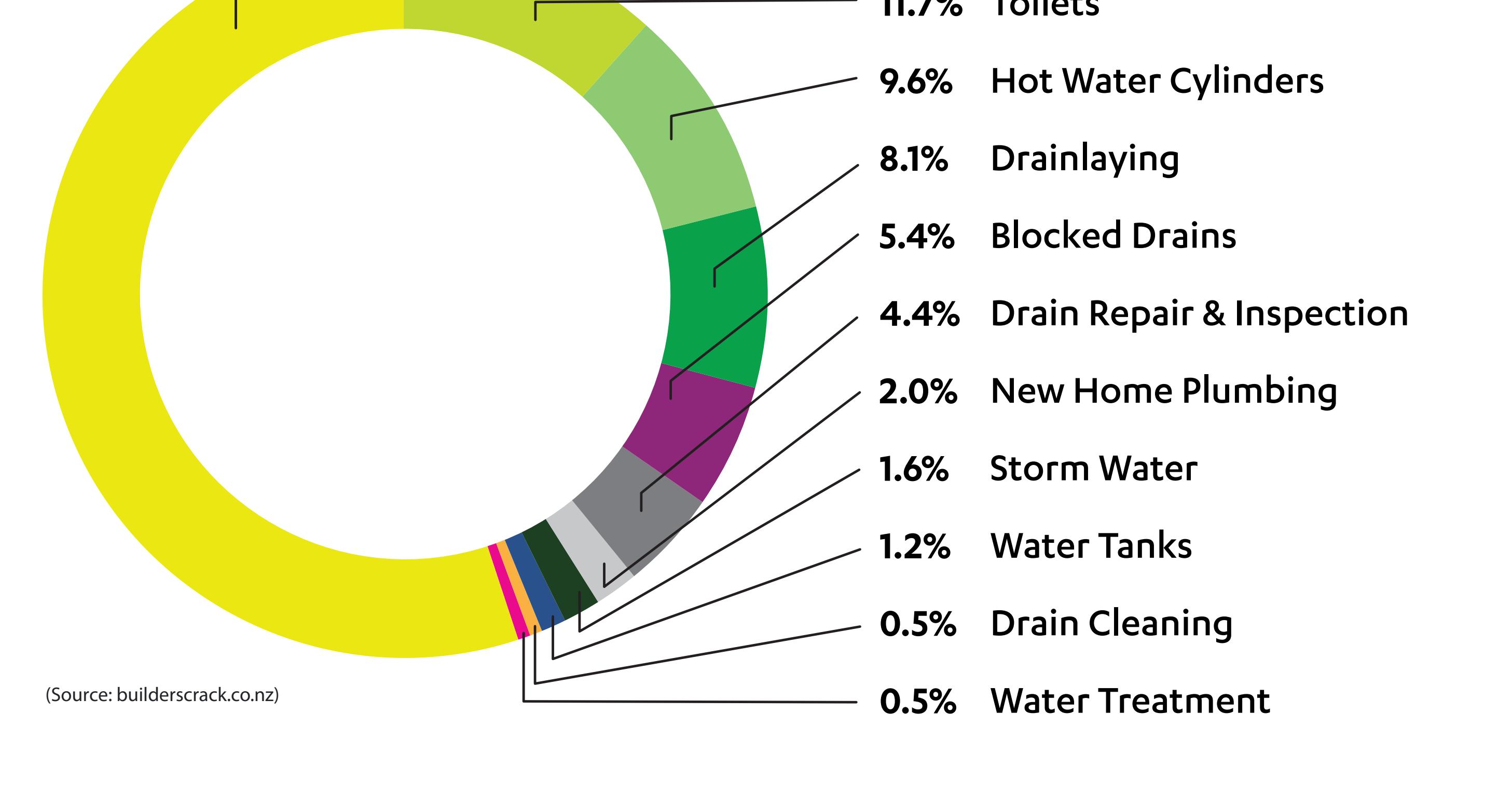
- 1 Building
- 2 Renovating
- 3 Plumbing
- 4 Roofing
- 5 Carpentry
- 6 Painting & Decorating
- 7 Electricians
- 8 Fencing & Gates
- 9 Concreting & Paving
- 10 Glazier & Windows

(Source: builderscrack.co.nz)

Builderscrack | DATA

# Trade Spotlight: [Plumbing]

Demand for plumbers has increased over the last three months, with the job category now sitting third in job numbers after Building, and Renovating.

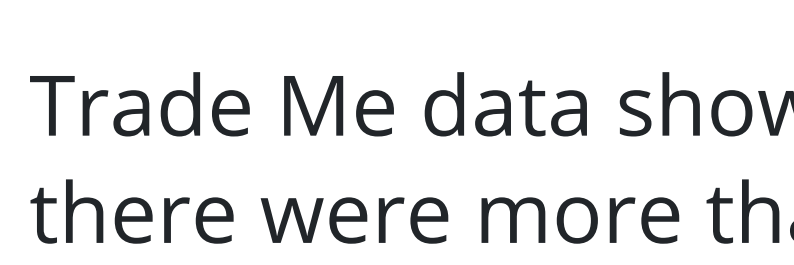


# General Plumbing Insights

These were some of the top trending words in General Plumbing job descriptions from the past three months:



# 80,000 Job Vacancies




The sectors most desperate for staff at the moment are:

Trade Me data shows there were more than 80,000 vacancies listed for the quarter ending June 30, 2021.

(Source: Trade Me)

- 1 Hospitality and tourism
- 2 Manufacturing and operations
- 3 **Construction & roading**
- 4 Transport and logistics
- 5 **Trades and services**

# Industry Struggling to Find Skilled Labour



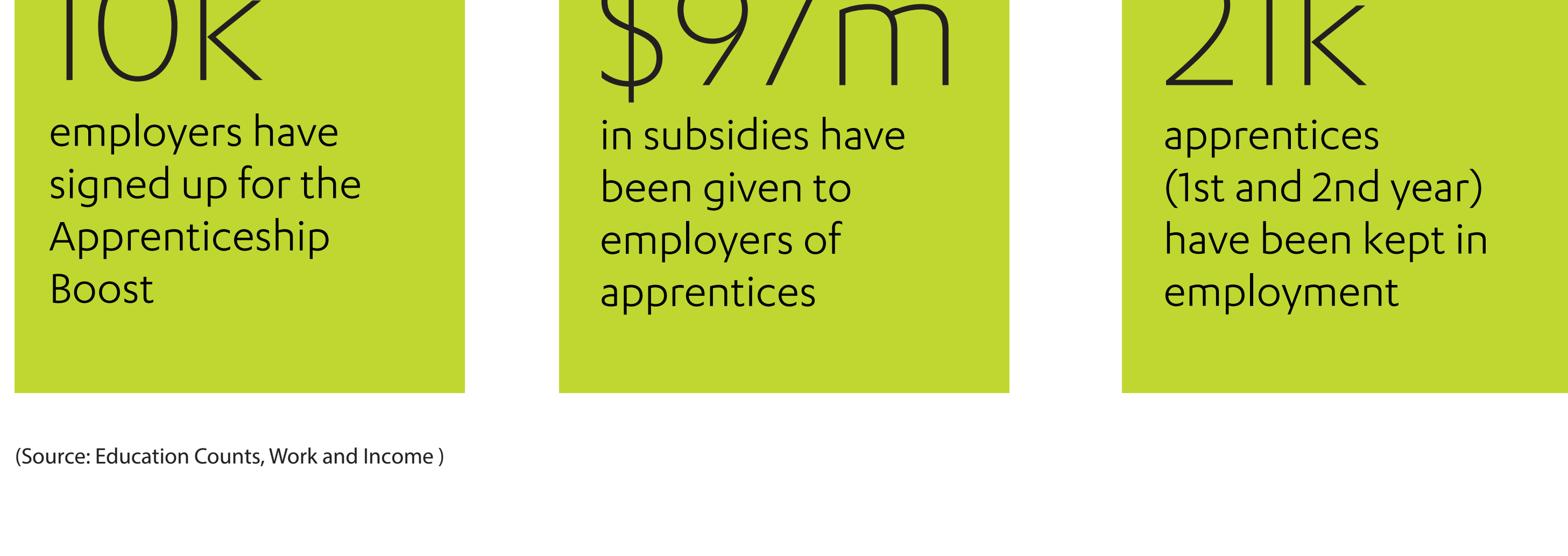
The NZIER Quarterly Survey found that against a backdrop of solid demand, COVID-related supply chain disruptions and labour shortage pressures are becoming more acute for trades.



# The Next Generation of Tradespeople

On the topic of skills — the number of people taking up free vocational training and apprenticeships under the Targeted Training and Apprenticeships Fund (TTAF) has topped 100,000 since last July.

About one third of those are in the construction sector.



# Homeowner Spending

Backed by Improved Confidence Around Job Security

“The boom in demand for housing is also fuelling demand for everything needed to **furnish and fitout a home**. Kiwibank's own electronic card spending data for the June quarter revealed another burst of spending on hardware and furniture.”

(Source: Kiwibank)

# Key Takeaways

- Despite a slight cooling, the strong demand for trades will continue
- Expect to see a seasonal shift in the types of job posts coming through
- Home is still the focus for many Kiwis and their spending habits

All content is for information only. Builderscrack does not guarantee the accuracy of the content provided or accept any liability or responsibility for the material and in how it may be interpreted or used.